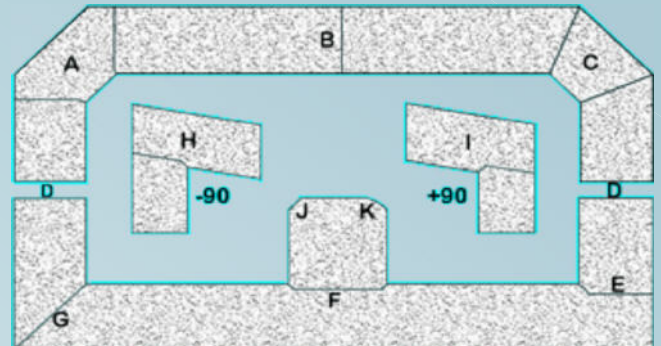


WORKTOP MITRE JIGS

For True Professional Results.



Possible Connections.

- A: 45° Diagonal Corners.
 - B: Straight Butt Joints.
 - C: Straight 67.5° Joints
 - D: Edge Trimming.
 - E: 90° Masons Mitre.
 - F: "Tee" Connection.
 - G: Straight 45° Joints.
 - H: Masons Mitre - 90°.
 - I: Masons Mitre + 90°.
 - J: 45° Corner cut-off.
 - K: Corner Rounding.
- Keyhole's on all joints

Everybody involved with installing countertops knows that the surfaces; especially the joints are a critical part of any job. Customers run their fingers all over looking for defects, anything less than perfect is just not good enough. The correct choice of fitting equipment is therefore essential.


*Professional Worktop Mitre Jigs.
25 Years In Production & Still
The Best In The World*



All our jigs from both our new Contract range & our tried & tested Professional ranges are fully able to perform all the above connections making them the most versatile jigs available. They are manufactured in house under strict quality control using our own CNC machinery & diamond tooling to exacting tolerances. Accuracy & repeatability is ensured throughout the manufacturing process. Only the best quality materials are used.

Our first worktop mitre jig was produced back in 1981, we are now the World's **Longest Established** manufacturer, we have second to none knowledge within this field. When you buy from us you can be sure that you are getting the very best from the World's leading & most experienced manufacturer.

New
Contract mitre Jigs



In addition to our standard range of jigs we also offer a special manufacturing & own branding facility giving our re-sellers a complete identity of their own.

Topform Products UK Ltd, Po Box 1245, Clutton, BS39 5YG, UK.

E-mail : sales@topformproducts.com

www.topformproducts.com


© 1994 - 2006 Topform Products (UK) Ltd. All rights reserved.

Professional Worktop Mitre Jigs

For Perfect Results In Minutes.

Our Professional jigs have been used in the fitted furniture & shop-fitting trades for more than 25 years. They are designed by our own engineers in conjunction with site fitters, worktop fabricators & shop-fitters ensuring that all the needs of today's professional tradesmen are fully met. All our Jigs are machined to within a tolerance of +/- 0.03mm to give the ultimate results, even when cutting up to 15° out of square.

These professional quality jigs are made from the best quality external grade compact laminate. The material is incredibly stable & robust. The core is made up of many layers of phenolic resin-impregnated kraft paper covered both sides with a moisture barrier & decor layer. These layers are pressed together at very high temperature and pressure, additional protection is added to the surface by using a resin-impregnated overlay, all resulting with an extremely strong & hardwearing jig giving similar wear qualities as metal. Totally impregnable from chemicals & external weather conditions, they will last a lifetime with everyday use as only a professional user would expect.

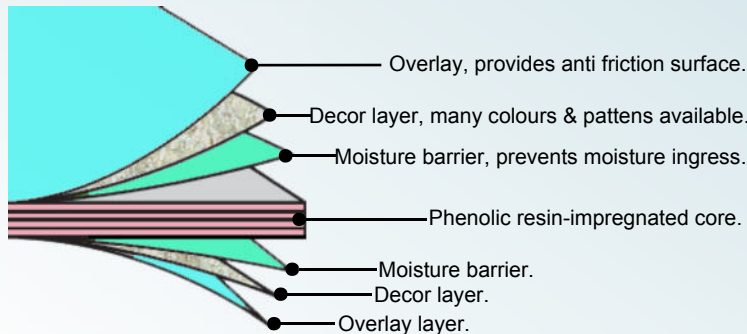


Our 1000mm & 700mm jigs are capable of achieving a perfect joint in under ten minutes including setting up time.

700 Pro. The World's best selling jig



Since 1981, This tried & tested jig has & continues to be the professional installers first choice. It is designed to allow perfect joints when cutting @ +/- 90°. The precision ground tapered fit location pegs ensure precise alignment every time with simple three point positioning.



The Unique 1000 Pro



This advanced Jig is unlike any other available, it's unique & patented design allows both 90° & 45° corners to be produced from the one end. It is suitable for use with all types of worktop with or without an anti Drip profile.



All our jigs are supplied with tapered fit 20 mm precision ground location pegs. They push firmly down until the shoulder rests on the surface of the jig, resulting in the perfect fit. No wobble, no bending, no misalignment. Just perfect joints.



Topform Products UK Ltd, Po Box 1245, Clutton, BS39 5YG, UK.

E-mail : sales@topformproducts.com

www.topformproducts.com

© 1994 - 2006 Topform Products (UK) Ltd. All rights reserved.



Contract Worktop Mitre Jigs

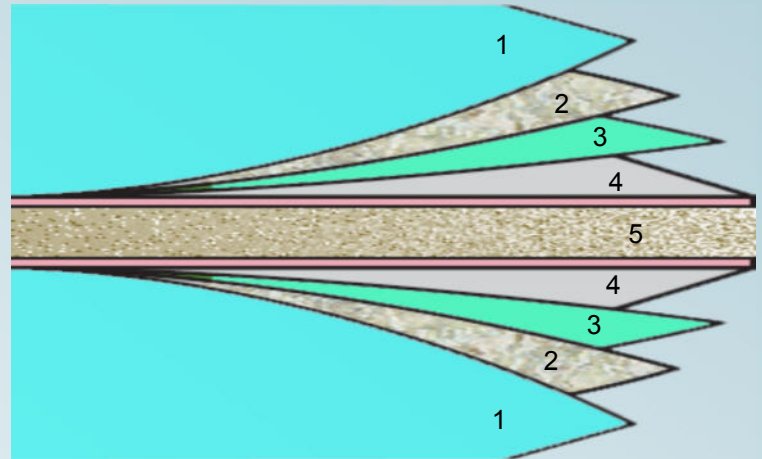
Professional quality, DIY price.



These New Contract quality Jigs are made to the same exacting standards & offer all the cuts & facilities as our Professional solid laminate jigs but at a fraction of the price. They are made from a lightweight moisture resistant composite core, laminated both sides with a 1mm thickness of external grade High Pressure Laminate. The moisture resistant core prevents absorption of atmospheric moisture which would otherwise cause distortion, while the high pressure laminate surface prevents premature wear.

The 20mm diameter location pegs twist firmly down to make perfect alignment. No wobble, no misalignment, no errors. The simple, three point pin positioning system makes these jigs the easiest to set up and use for perfect joints every time.

These new jigs offer the ultimate longevity at a budget price. If used & looked after correctly will last in excess of 300 cuts. They are in no way throwaway items & offer exceptional value for money for both DIY & professional users.



- 1/ Resin impregnated overlay provides hard wearing anti-friction surface.
- 2/ Decor layer, many colours & patterns available.
- 3/ Moisture barrier, prevents moisture ingress.
- 4/ Layers of phenolic resin impregnated kraft paper. It is these layers that provide the high wear resistance.
- 5/ Moisture resistant HDF core, prevents absorption of atmospheric moisture.




Topform Products UK Ltd, Po Box 1245, Clutton, BS39 5YG, UK.

E-mail : sales@topformproducts.com

www.topformproducts.com

© 1994 - 2006 Topform Products (UK) Ltd. All rights reserved.

Own Brand Worktop Jigs



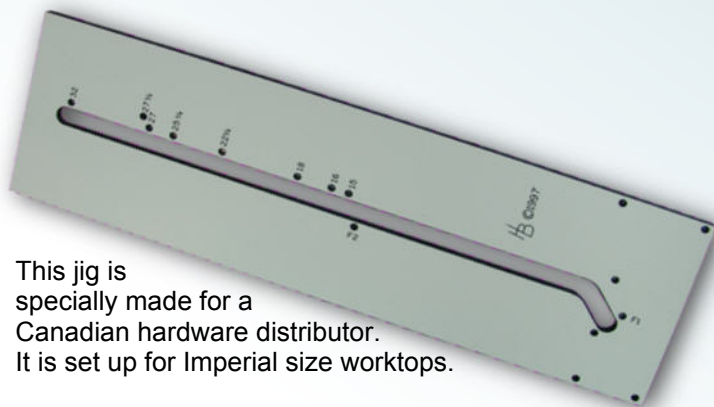
We realise that many retailers want to promote their own brand goods without the hassle of manufacturing. As all our jigs are manufactured on our premises we are able to offer a confidential own branding facility. Simply provide us with your logo & any other details you need engraved and our engineers will programme a sample within a few days, you can even choose your own colour together with a customised instruction manual.

Special Manufacture jigs.

With over 25 years experience in making worktop jigs we are the world's most established manufacturer. If our standard jigs aren't exactly what you're looking for, our special manufacturing division is fully able & equipped to design & manufacture a jig to your exact needs.



We designed this jig for one of Europe's largest kitchen manufactures. Although it looks similar to our standard jigs the profile & scribing depth is adjusted to their exact needs.



This jig is specially made for a Canadian hardware distributor. It is set up for Imperial size worktops.



This special jig was designed & made for a European customer in 1992. It has seven different scribing depths plus many of other features.